

Equal opportunities monitoring form

National identity: What is your national identity?

Scottish English Welsh Northern Irish British
 Other, please specify _____ Prefer not to answer

What is your ethnic group?

Choose one from section A to H

A. White

Scottish Other British Irish Gypsy/Traveller
 Eastern European (eg Polish) Other white ethnic group

B. Mixed or multiple ethnic groups

Any mixed or multiple ethnic groups

C. Asian, Asian Scottish or Asian British

Pakistani, Pakistani Scottish or Pakistani British
 Indian, Indian Scottish or Indian British
 Bangladeshi, Bangladeshi Scottish or Bangladeshi British
 Chinese, Chinese Scottish or Chinese British Other

D. African

African, African Scottish or African British Other

E. Caribbean or Black

Caribbean, Caribbean Scottish or Caribbean British
 Black, Black Scottish or Black British Other

F. Arab

Arab, Arab Scottish or Arab British Other

G. Other ethnic group, please specify _____

H. Prefer not to answer

Religion or belief: What is your religion or belief?

Buddhist Church of Scotland Hindu Humanist
 Jewish Muslim None Other Christian Pagan
 Roman Catholic Sikh
 Other religion or belief, please specify _____ Prefer not to answer

Sexual orientation: What is your sexual orientation?

Bisexual Gay Heterosexual/straight Lesbian
 Prefer not to answer

Office use only

Proof of eligibility. Proof of benefits tendered:

Job Seekers Allowance Income Support Housing Benefit Council Tax Reduction
 Skill Seekers Allowance Long Term Incapacity Benefit Working Tax Credit
 PIP/DLA Severe Disablement Allowance ESA Universal Credit

Photographic ID and proof of address documents tendered:

Driving Licence Passport Council Tax Schedule Utility bill Other

North Lanarkshire reciprocal arrangement

NL card number: _____ Expiry date of NL card: _____

Fee paid: _____ Sundry receipt number: _____

SLLC only

Documents checked by: _____ Date: _____

SLLC Supervisor/Admin signature: _____

Location: _____ SLLC card no: _____

SLLC card no(s) of dependants (1): _____ (2): _____ (3): _____

Date processed: _____ Valid until: _____

Terms and conditions of SLLC Concession Card

- Your card will not be accepted if the date has expired or the Concession Card is defaced or damaged.
- If you move outwith the South Lanarkshire area your card should be returned.
- If your circumstances change and you are no longer eligible for the scheme you should not use your Concession Card. Failure to do so could result in you being charged with fraud.
- Carers are allowed to accompany PIP/DLA card-holders who require physical assistance when undertaking exercise.
- Lost or damaged Concession Cards can be replaced by completing a new form (please advise on the form that the application is for a replacement card).
- South Lanarkshire Leisure and Culture reserves the right to change the terms and conditions of the concession scheme and to refuse the issue of a Concession Card where circumstances dictate.
- All cards issued are non-transferable.
- For security and re-validation purposes and for all cards the Concession Card holder must agree to have his/her photo taken by leisure facility staff. Failure to agree to this will result in access being denied.

If you need this information in another language or format, please contact us to discuss how we can best meet your needs. Telephone 01698 476262 text phone 18001 01698 476262 or e-mail customer.services@southlanarkshireleisure.co.uk

Leisure for all

Concession Card

Information and application form

SLLC leisure centres...
making leisure **affordable** for all



If you claim benefits, you and your family could get up to **50% off** swimming, fitness classes, gym use, children's activities, golf and much more with our Concession Card!



An SLLC Concession Card gives access to our facilities at up to 50% off the normal charges at all times.

Am I entitled to an SLLC Concession Card?

You are entitled to a Concession Card if you live in South Lanarkshire* and either:

- **Receive financial assistance through any of the following benefits:**

- **Income Support**
- **Housing Benefit**
- **Council Tax Rebate**
- **Skill Seekers Allowance**
- **Working Tax Credit** (in some cases)

(Please note: if you receive any of the above benefits, you can apply for your spouse/ partner/ children under the age of 16.)

- **Employment and Support Allowance**

(Please note: only includes dependants if accompanied by any of the benefits listed above.)

- **Long term Incapacity Benefit**

(Please note: only includes dependants where benefit includes partner/child allowance.)

- **Job Seekers Allowance, Personal Independent Payment/Disability Living Allowance, Severe Disablement Allowance**

(Please note: if you only receive these benefits, you can only apply for yourself and not your dependants.) This list is subject to change due to future changes to benefits.

How do I get an SLLC Concession Card?

You will need to:

- **Complete the form in this leaflet.**
- **Provide proof that you receive one of the above benefits.**
- **Provide photographic ID (e.g. Passport, Driving Licence).**
- **Provide proof of your South Lanarkshire address (e.g. utility bill, Council Tax Schedule).**

Take your completed application form and proof of eligibility to your nearest SLLC leisure centre.

Re-validation of Concession Card

Concession Cards are **valid for 6 months** and must be re-validated at the end of this period by taking along proof of continuing eligibility to your nearest SLLC leisure centre. Dependants must also be re-validated at this time.

*North Lanarkshire residents who hold a valid North Lanarkshire Leisure Concession and who meet our criteria, can also apply for our Concession Card at a cost of £2.00. To apply, visit any SLLC leisure centre, and show your North Lanarkshire Concession Card along with proof of eligibility for our Concession Card. Equally, a South Lanarkshire Concession Card can access North Lanarkshire Leisure facilities at concessionary rates by applying for a North Lanarkshire Leisure Concession Card at a North Lanarkshire Leisure facility.

SLLC Concession Card application form

Please complete in BLOCK Capitals and tick (✓) all boxes that apply to you.

Tear along perforation

Mr <input type="checkbox"/>	Mrs <input type="checkbox"/>	Miss <input type="checkbox"/>	Ms <input type="checkbox"/>	Date of birth	<input type="text"/>	
Surname	<input type="text"/>	Forename	<input type="text"/>			
Address	<input type="text"/>				Postcode	<input type="text"/>
Telephone no	(Home) <input type="text"/>	(Daytime) <input type="text"/>				
Email address	<input type="text"/>					
I would like to apply for a Concession Card	<input type="checkbox"/>	Replacement card	<input type="checkbox"/>			
Previous card number (if known)	<input type="text"/>					


Complete this section if applying for a card for your spouse/partner/children under the age of 16 (if applicable).


Name of dependant	<input type="text"/>	Date of birth	<input type="text"/>
Name of dependant	<input type="text"/>	Date of birth	<input type="text"/>
Name of dependant	<input type="text"/>	Date of birth	<input type="text"/>
Your relationship to the above (e.g. mother/father).	<input type="text"/>		
I declare that the details given are correct and that the above are dependants of mine.			
Signed	<input type="text"/>	Date	<input type="text"/>


To be signed by main applicant

I have read the conditions under which the cards are issued and agree to abide by them.

Signed	<input type="text"/>	Date	<input type="text"/>
--------	----------------------	------	----------------------

 By signing or completing this form, I understand and agree that South Lanarkshire Leisure and Culture (SLLC) may contact me via email, SMS or post for the purpose of delivering the services to me. The information collected on this form (including but not limited to my personal data) will be used by SLLC and third parties approved by SLLC to enable the delivery of services.

 Please tick (✓) the box if you would like to receive information on SLLC events, activities and promotions

 By ticking this box I agree that SLLC and third parties approved by SLLC and acting on its behalf may contact me via email, SMS or post, using the personal data I have provided on this form, with information on events, activities and promotions.

If you wish to unsubscribe from future email communication regarding SLLC events, activities, promotions please send an e-mail to unsubscribeadmin@southlanarkshireleisure.co.uk and add Unsubscribe to the Subject line.

You can take your completed application form to your local SLLC leisure centre.
If you require any further information please call: **01698 476262.**

Equal opportunities monitoring form

South Lanarkshire Leisure and Culture wants to ensure that it provides services fairly to meet the needs of the community now and in the future.

The data that you supply is for recording purposes only and individuals cannot be identified from the information provided.

Why are we collecting this information?

- To ensure our services better meet your needs.

Are you happy to provide this information to help us understand and improve our services?

Yes No Already provided

Please complete using a tick (✓) to indicate the box which applies to you.

Gender identity: how would you describe your gender?

Are you: male female Prefer not to answer

Gender identity: have you ever been identified as a transgender person or transperson?

(For the purpose of this question 'transgender' is defined as an individual who lives, or wants to live full time in the gender opposite to that they were assigned at birth)

Yes No Prefer not to answer

Age: what is your date of birth?

Day Month Year Prefer not to answer

Disability:

Under the terms of the Equality Act 2010, a disability is defined as a physical or mental impairment, which has a substantial and long-term effect on a person's ability to carry out day-to-day tasks.

Do you consider that you have a disability?

Yes No Prefer not to answer

If yes to the above question, please state the type of impairment which applies to you. If none of the categories apply, please mark 'Other' and specify the type of impairment.

- Learning disability, such as Down's syndrome or dyslexia or cognitive impairment, such as autism or head injury
- Longstanding illness or health condition such as cancer, HIV, diabetes, chronic heart disease or epilepsy.
- Mental health condition, such as depression or schizophrenia.
- Physical impairment, such as difficulty using your arms or mobility which means using a wheelchair or crutches.
- Sensory impairment, such as being blind/having a serious visual impairment or being deaf/having a serious hearing impairment.
- Other, such as disfigurement please specify _____
- Prefer not to answer

Office use only-tear off/separate this page